



# BenefitsandBEYOND

A Virtual Workshop Series

# Paying Your Bills Online



**Lauren Kinard**  
Senior Relationship Manager  
Benefits Relationship Management

**Beena Shaffie**  
Vice President, Benefits Data  
Analytics & Cash Management

September 23, 2025

**Benefits**and**BEYOND**



**Benefits**  
and  
**BEYOND**

# What We'll Learn



**01**

What Benefits Bill Pay Is

---

**02**

How to Get Started

---

**03**

Paymentus Demonstration

---

**04**

Where to Find Support

---

**05**

Recap and Next Steps

---

01

What Benefits Bill Pay Is

---

# Benefits Bill Pay: A Better Way to Manage CPG Benefits

Mandatory change that can save you hours



- No more paper bills, paper checks, or lockboxes
- 24/7 access, faster processing
- Convenient and secure

# Benefits Bill Pay: Self-Service Solution

Powered by Paymentus

- Pension assessments (defined benefit plans), group health, group life, disability (GHLD)
- Access Benefits Bill Pay by signing in to a CPG web account



# 02

## How to Get Started

---





# Ensure Access to Benefits Bill Pay



## Who needs access?

- Anyone responsible for viewing, approving, or paying benefits bills
- Assigned one of two roles in My Admin Portal (MAP)\*:
  - Institution Administrator
  - **New!** Benefits Bill Payer

\* The functionality that will be visible to users will vary depending on assigned role.





# Ensure Access to Benefits Bill Pay



## How to get access

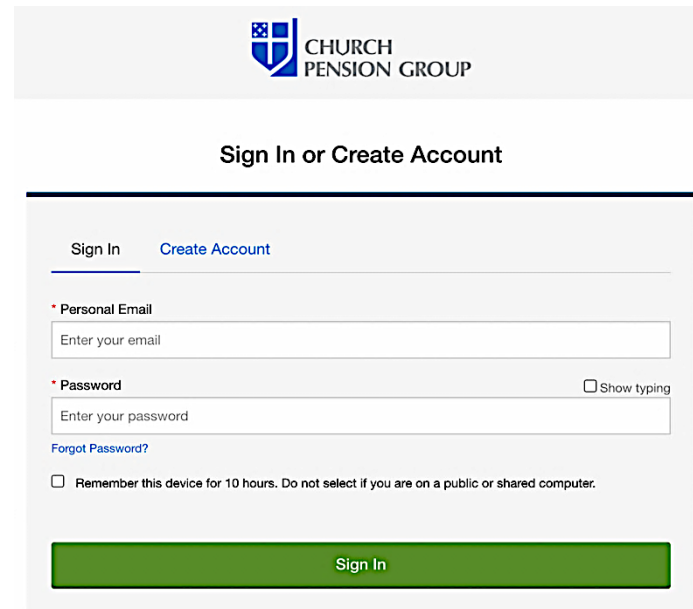
- Contact your Diocesan Administrators
- Institution Administrator can also assign Benefits Bill Payer role

**The role is available NOW!**

# Accessing My Admin Portal (MAP)

Setting up a CPG web account now for MAP access

- **Personal** email to access your CPG web account
  - Must be unique to you because it is your username
- **Business** email to receive billing notifications
  - Can be a shared inbox

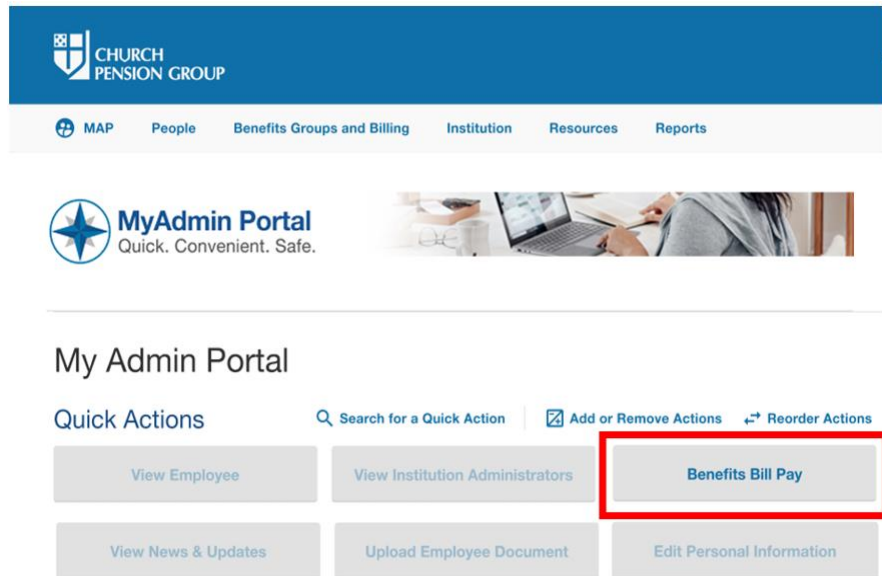


The screenshot shows the Church Pension Group (CPG) login page. At the top is the CPG logo and name. Below it is the heading "Sign In or Create Account". There are two tabs: "Sign In" (active) and "Create Account". The "Sign In" section contains a "Personal Email" field with a placeholder "Enter your email", a "Password" field with a placeholder "Enter your password", and a "Show typing" checkbox. Below the password field is a link for "Forgot Password?". At the bottom is a checkbox for "Remember this device for 10 hours. Do not select if you are on a public or shared computer." and a large green "Sign In" button.

# Email Notifications

Secure, quick, convenient

- Starting in October 2025:
  - Email notification of benefits invoices
- Log into MyCPG Accounts:  
[cpg.org/map](https://cpg.org/map)
- Select the **Benefits Bill Pay** button



03

## Paymentus Demonstration

---

# ≡ Paymentus Demonstration



## **Peter Boyle** **Business/Solutions** **Paymentus**

Peter is an architect of payment systems. He focuses on understanding client needs and customizing solutions to fit how clients work.

# 04

## Where to Find Support

---

# Where to Find Support



Dedicated webpage on Administrators' Resource Center (ARC)



[\*cpg.org/benefitsbillpay\*](https://cpg.org/benefitsbillpay)

- Latest updates
- FAQs
- Links to learning resources
- Access to training module



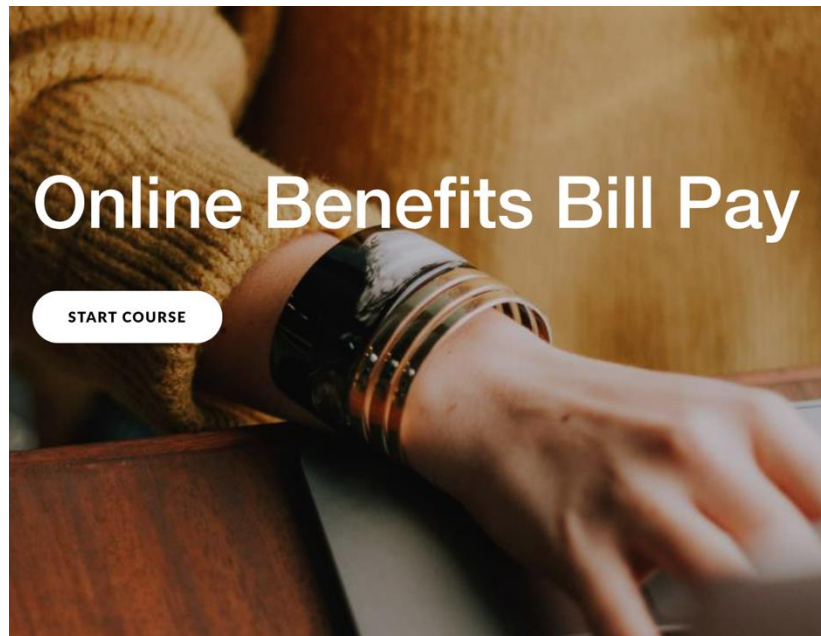


# Where to Find Support

## Training Module

[\*cpg.org/benefitsbillpay\*](https://cpg.org/benefitsbillpay)

- Self-guided
- Training resource:  
Technical walkthrough  
that demonstrates  
“how to”



# Where to Find Support



## Church Pension Group Client Services

For questions about your invoice and billing details

- 855-215-5990  
Monday to Friday,  
8:30 AM to 8:00 PM ET
- [admin-assist@cpg.org](mailto:admin-assist@cpg.org)
- Provide your Client Number (see invoice)

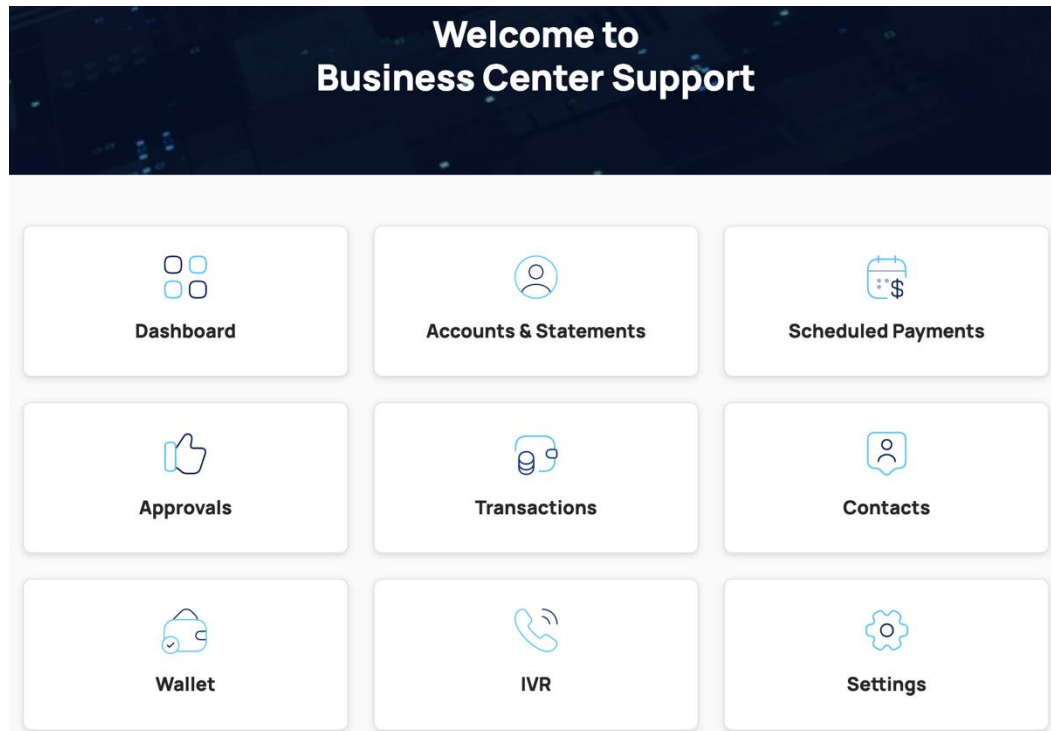
## Paymentus (live October 1, 2025)

For technical questions about accessing the Paymentus system

- 980-987-7445  
Monday to Friday, 8:00 AM to Midnight ET;  
Saturday, Sunday, 8:00 AM to 5:00 PM ET
- [customercare@paymentus.com](mailto:customercare@paymentus.com)
- Provide the Account Number (unique to the invoice)

# Paymentus Business Center

All in one place



# 05

## Recap and Next Steps

---

## Recap and Next Steps

- Make sure your institution has an assigned bill payer (Institution Administrator or Benefits Bill Payer)
- Ensure that those individuals can access MAP. If not, create a CPG web account to be ready
- Familiarize yourself with the training module and other resources at [cpg.org/benefitsbillpay](https://cpg.org/benefitsbillpay)

# ≡ Let Your Bank Know



- Paymentus is a new payee
- If you use your banking institution's digital security tool (similar to Positive Pay):
  - Follow your bank's instructions
    - Originating company name: Paymentus
    - Paymentus originator ID: 0000000160

# ≡ Making a Payment



- Payment methods
  - Bank transfer (e-check): Account holder name, account number, routing number
  - Debit card: First and last name on the card, card number, expiration date, CVV
- Save the details in the Paymentus digital wallet (optional)



# CPG Benefits & Beyond Administrator Resources

Register for upcoming virtual workshops and  
access on-demand recordings and resources on  
the Webinars & Events page at [cpg.org/arc](https://cpg.org/arc)

---

---



# Questions and Discussion



# Disclaimers

This material is provided for informational purposes only and should not be viewed as investment, tax, or other advice. It does not constitute a contract or an offer for any products or services. In the event of a conflict between this material and the official plan documents or insurance policies, any official plan documents or insurance policies will govern. The Church Pension Fund (“CPF”) and its affiliates (collectively, “CPG”) retain the right to amend, terminate, or modify the terms of any benefit plan and/or insurance policy described in this material at any time, for any reason, and, unless otherwise required by applicable law, without notice.

Neither The Church Pension Fund nor any of its affiliates (collectively, “CPG”) is responsible for the content, performance, or security of any website referenced herein that is outside the [cpg.org](https://cpg.org) domain or that is not otherwise associated with a CPG entity.